



# Transformers

## Speaker Impedance Matching Models: T725 & T72510

## Line Impedance Matching Models: TL100, TL600, WMT1A, & WMT1AS



T72510



T725



TL100/TL600



WMT1A, WMT1AS

### Description

#### T725, T72510

The Bogen Models T725 and T72510 transformers are speaker-matching transformers that allow an 8-ohm speaker to be connected to 70V or 25V amplifier outputs. An 8-ohm secondary connects to the speaker and the multi-tap primary connects to the 70V or 25V amplifier output.

The T725 can be tapped at 4, 2, 1, 1/2, 1/4, and 1/8 watts, while the T72510 can be tapped at 10, 5, 2-1/2, 1-1/4, and 5/8 watts. All wires are easily accessible.

#### TL100, TL600

The Bogen Models TL100 and TL600 line impedance-matching transformers are compact, plug-in units specially designed for use with power amplifiers.

The TL100 provides a balanced 1:1 input match and isolation; its primary impedance will be the same value as total termination of the input impedance to the amplifier(s).

Model TL600 impedance matches the output of a 600-ohm telephone line to a Bogen power amplifier input.

#### WMT1A

The Bogen WMT1A transformer is designed especially for impedance-matching inputs from, or outputs to, a 600-ohm line. It has a Hi-Z, 10k-ohm primary impedance and a Lo-Z, 600-ohm secondary impedance balanced with a center tap.

As an input-matching transformer, it may be used to connect telephone systems to most Bogen public address amplifiers for telephone paging. It also functions as an output-matching transformer in feeding program material over a 600-ohm telephone line (typically for "music-on-hold" applications). It is compatible with any amplifier having a 25V output terminal.

#### WMT1AS

The WMT1AS has all the features and functions of the WMT1A, but can also adapt speaker-level signals (25V/70V systems) to a level suitable for the AUX input of an amplifier.

### Features

#### T725 and T72510

- Allows an 8-ohm speaker to connect to 70V or 25V amplifier outputs
- T725 Power Taps: 4, 2, 1, 1/2, 1/4, 1/8 watts
- T72510 Power Taps: 10, 5, 2-1/2, 1-1/4, 5/8 watts
- Easily-accessed, stripped and tinned wire terminations
- Small, compact, and cost-effective

#### TL100 and TL600

- Provides balanced, isolated, 1:1 or 600-ohm input for power amplifiers
- Transformer connections terminated in a keyed nine-pin miniature plug
- Compact, plug-in design
- Internal mumetal shielding

#### WMT1A

- Hi-Z, 10k-ohm primary impedance
- Lo-Z, 600-ohm secondary impedance, balanced with center tap
- Matches high-to-low impedance or low-to-high impedance
- Adapts line-level signals to microphone inputs
- RCA connector for Hi-Z side
- Screw terminals for Lo-Z side
- Small steel enclosure with mounting ears allows easy mounting
- No wiring or soldering required
- May be used to provide a 600-ohm output from a Bogen mixer/pre-amplifier

#### WMT1AS

- All features and functions of the WMT1A, but can also adapt speaker-level signals to the AUX input level of an amplifier



**Technical Specifications**

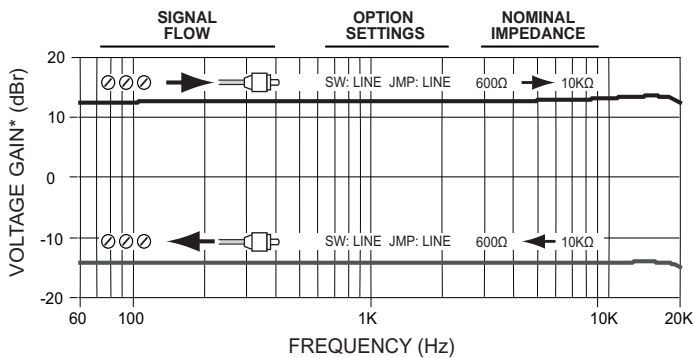
**T725, T72510**

- Function:** Allows 8-ohm speaker to connect to 70V or 25V amplifier outputs
- Frequency Response:** T725 – 70 Hz to 10 kHz  
T72510 – 50 Hz to 20 kHz
- Taps:** T725 – 4, 2, 1, 1/2, 1/4, and 1/8 watts  
T72510 – 10, 5, 2-1/2, 1-1/4, and 5/8 watts
- Dimensions:** T725 – 2-1/2" W x 1-1/4" H x 1-3/8" D  
T72510 – 3" W x 1-1/2" H x 1-1/2" D
- Product Weight:** T725 – 6 oz.  
T72510 – 10 oz.

**TL100, TL600**

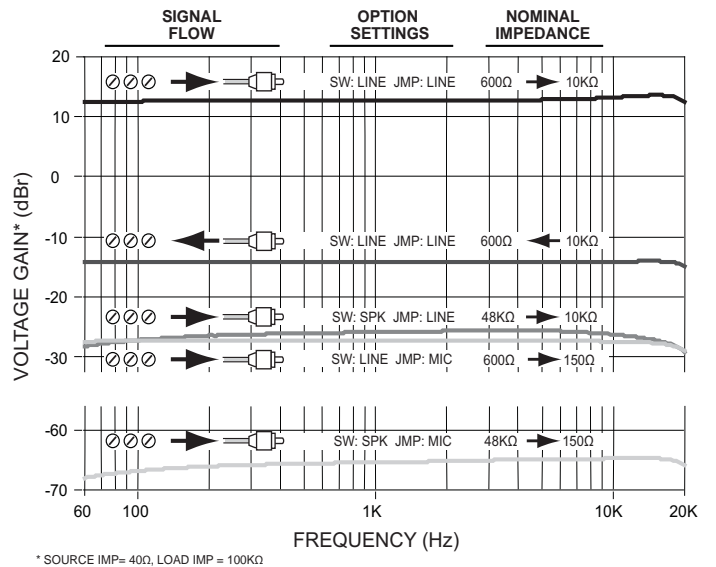
- Function:** TL100 – Provides balanced 1:1 input impedance match and isolation  
TL600 – Provides balanced 600-ohm input impedance match and isolation
- Frequency Response:** TL100 – 20 Hz to 15 kHz, ±2 dB;  
TL600 – 20 Hz to 20 kHz, ±1 dB
- Hum Reduction:** Mumetal shielding
- Construction:** Cylindrical shape, keyed nine-pin miniature plug
- Dimensions:** 1" Dia. x 1-1/4" D
- Product Weight:** 1 oz.

**WMT1A**



- Dimensions:** 2" W x 2-3/8" H x 1-1/4" D
- Product Weight:** 4 oz.

**WMT1AS**



- Dimensions:** 2" W x 2-3/8" H x 1-1/4" D
- Product Weight:** 4 oz.

---

**Architect and  
Engineer  
Specifications**

**T725**

The impedance-matching transformer shall be a Bogen Model T725, or equivalent, capable of matching the 70V or 25V output of an amplifier. An 8-ohm secondary shall connect to a speaker, and a multi-tap primary shall connect to the 70V or 25V amplifier output. Available power taps shall be 4, 2, 1, 1/2, 1/4, and 1/8 watts. The unit shall measure 2-1/2" W × 1-1/4" H × 1-3/8" D. The unit shall weigh approx. 6 oz.

**T72510**

The impedance-matching transformer shall be a Bogen Model T72510, or equivalent, capable of matching the 70V or 25V output of an amplifier. An 8-ohm secondary shall connect to a speaker, and a multi-tap primary shall connect to the 70V or 25V amplifier output. Available power taps shall be 10, 5, 2-1/2, 1-1/4, and 5/8 watts. The unit shall measure 3" W × 1-1/2" H × 1-1/2" D. The unit shall weigh approx. 10 oz.

**TL100**

The line-matching transformer shall be a Bogen Model TL100, or equivalent, and shall provide a balanced 1:1 input and isolation. The primary impedance shall be the same value as the total termination of the input impedance to the amplifier(s). The frequency response shall be within ±2 dB from 20 Hz to 15 kHz. The unit shall incorporate mumetal shielding for hum reduction. The transformer connections shall terminate in a keyed nine-pin miniature plug, which shall fit into a matching nine-pin receptacle. The transformer shall be cylindrical in shape with a 1" diameter and the overall length (including pins) shall not exceed 1-1/4".

**TL600**

The line-matching transformer shall be a Bogen Model TL600, or equivalent, and shall match a balanced 600-ohm zero level transmission line, or provide a 600-ohm output from a pre-amplifier. The secondary impedance shall be 10k ohms. The frequency response shall be within ±1 dB from 20 Hz to 20 kHz. The unit shall incorporate mumetal shielding for hum reduction. The transformer connections shall terminate in a keyed nine-pin miniature plug, which shall fit into a matching nine-pin female receptacle. The transformer shall be cylindrical in shape, with a 1" diameter and the overall length (including pins) shall not exceed 1-1/4".

**WMT1A**

The line-matching transformer shall be a Bogen Model WMT1A, or equivalent, capable of matching either inputs from, or outputs to, a 600-ohm line. It shall provide a perfect impedance match between a 600-ohm balanced line and the high-impedance input of an amplifier, or the 25V output of an amplifier. Frequency response shall be ±2 dB from 50 Hz to 20 kHz. Less than 0.1 volt across a 600-ohm line shall be required for full output power from an average amplifier (maximum level, +20 dBm). Output shall be approximately 1.73 volts when connected across the 25V output tap or WMT1A Hi-Z output connection of a Bogen amplifier.

Line input or output connections from the 600-ohm line shall be made via a three-screw terminal strip. Connection to the auxiliary input of an amplifier shall be by means of a shielded cable terminated in an RCA plug. Provisions shall be included to connect the unit to a microphone input. The mounting bracket shall allow the transformer to be mounted by means of two steel screws. The unit shall measure 2" W x 2-3/8" H x 1-1/4" D and the product weight shall be 4 oz.

**WMT1AS**

The line-matching transformer shall be a Bogen Model WMT1AS, or equivalent, capable of matching either inputs from, or outputs to, a 600-ohm line. It shall provide a perfect impedance match between a 600-ohm balanced line and the high-impedance input of an amplifier, or the 25V output of an amplifier. Frequency response shall be ±2 dB from 50 Hz to 20 kHz. Less than 0.1 volt across a 600-ohm line shall be required for full output power from an average amplifier (maximum level, +20 dBm). Output shall be approximately 1.73 volts when connected across the 25V output tap or WMT1AS Hi-Z output connection of a Bogen amplifier.

Line input or output connections from the 600-ohm line shall be made via a three-screw terminal strip. Connection to the auxiliary input of an amplifier shall be by means of a shielded cable terminated in an RCA plug. Provisions shall be included to connect the unit to a microphone input. The WMT1AS can also adapt speaker-level signals (25V/70V systems) to a level suitable for the AUX input of an amplifier. The mounting bracket shall allow the transformer to be mounted by means of two steel screws. The unit shall measure 2" W x 2-3/8" H x 1-1/4" D and the product weight shall be 4 oz.

---

---

**BOGEN<sup>®</sup>**  
**COMMUNICATIONS, INC.**

50 Spring Street, Ramsey, NJ 07446 USA  
Tel. 201-934-8500 • Fax: 201-934-9832  
[www.bogen.com](http://www.bogen.com)